

The Daily Stitch

Stitchville USA

MAY 2009

7-HI CENTER • MINNETONKA • (952) 474-1700 • toll free 888-232-9403

DEBBIE'S CORNER

Spring is finally here... but, what to do first? Clean windows – yard work – plant flowers – plus – prom nights – confirmation and graduation thrown in with an already busy schedule! Whew!! No doubt you dedicated stitchers are ahead of the game and have your gift projects done – or almost done. Good for you – I like your priorities!

The next **Needlework Market** is **June 12th** in Columbus and I'll be ordering the new "must haves" for you to peruse for your next "must stitch" project. Be sure to add Stitchville to your summer plans – so you won't miss out!!

And as always, Happy Stitching!

Debbie



\$5 Gift Certificate

Just turn in a full key tag and be eligible to win a \$5 gift certificate. Congrats to our Winners in the Monthly Key Tag Drawing:

February
Susan Anderson
Minneapolis

March
Jane Johnson
Plymouth

April
Mary Hoffman-Mueller
Neenah, WI

New Books

• **Victoria Sampler** has released a pretty Stitchers Garden Sampler, a lovely

bell pull with hardanger, pulled and drawn thread. The last of her alphabet series, X, Y & Z has also arrived.

• **Mill Hill's** new Autumn Bead & Button kits are great – you'll have a hard time deciding which one to stitch first!! They also have a cute set of Halloween magnet kits, as well as diamond shaped ornaments, in the Halloween theme. They're all adorable!!

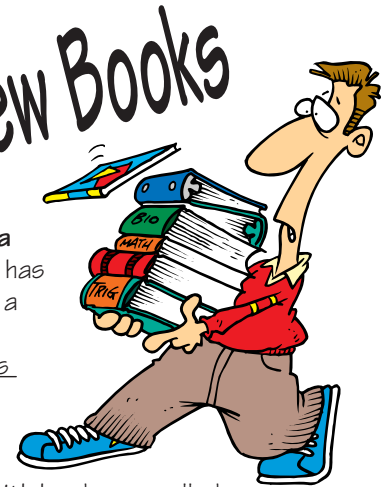
• Three more letters from **Nora Corbett** are here, M, N & O – each letter is very unique with a delicate fairy entwined with each letter. They would make a nice gift for a granddaughter or niece.

• The **Cricket Collection** has 4 new leaflets with cute bunny and spring designs.

• **Tanja** from **Berlin Embroidery** has 5 lovely Blackwork oval designs available that will surely interest even the novice.

• The newest from **Praiseworthy Stitchers** are Contentment, Bee Keeper's Cottage and The Visit.

• **Erica Michael** has 2 new designs – Land of Liberty and a beautiful silk gauze called Grand Old Flag.



New Books continued inside

Super Summer Sale July 16-17-18

www.stitchville.com



details on back...



CLASS SCHEDULE


✂ Includes Kit

Classes are on a first-come, first-serve basis and are to be paid at the time of registration. Refunds are available up to 5 days prior to class time - no exceptions! Three-student minimum required for the class to be held.

Remember, our shop closes at 8 pm. If you would like to shop, please come to class early (5:00 pm on Saturdays). Thanks!

Class Registration Policy

Enjoy our wonderful board room table, cushioned chairs and great light. Stop in to see our class board, where all projects can be viewed. If you have any class suggestions, let us know. We'll see what we can do!



NEEDLEPOINT \$10 Stitcher's Best Friend

EVERY 2nd Saturday • 1:00-3:00 PM
June 13 / July 11 / August 8

Instructor - Deb Sieber

Do you need new ideas or inspiration? Do you need to select threads for a canvas that you want to stitch? Or are you dissatisfied with some of the stitches you selected? Then our needlepoint person is here to help. Deb Sieber has a great understanding of how threads work on your canvas to best achieve the look you're after. She'll also offer suggestions for stitches that might just "jazz up" that canvas! So, pull the "problem child" out of its hiding place and bring it in. Deb will help you find new threads, a new canvas, new stitches, and most importantly a new perspective.

NeedlePoint "Padded Board" \$25

Sat • June 27 • 10:15-12:15 PM

Instructor - Rosie Swartz

Come learn a finishing technique - padded board. Learn a few tricks just for canvas. For this class you will need a stitched design approximately 2 x 2 with at least 1-1/2 x 2" on all sides. We will finish these pieces in a circle, square, rectangle or triangle.

Framing \$25

Wed • May 27 • 6:30-8:30 PM
Tues • June 30 • 6:30-8:30 PM
Tues • July 28 • 6:30-8:30 PM
Thurs • Aug 20 • 6:30-8:30 PM

Instructor - Debbie Clarke

Please, no pieces larger than 10" x 10".

This is a hands-on class. Come in two weeks before class to select your mats and frame for your masterpiece-to-be. Bring that piece to class with your "already selected" framing choices. You'll learn how to professionally stretch mount your piece. It will be ready to hang on your wall when you get home!

Punch Needle \$25 ✂

Tues • June 23 • 6:30-8:30 PM or
Thurs • July 30 • 6:30-8:30 PM

Instructor - Debbie Clarke


Learn how to make some fascinating and textured pieces with the art of punch needle, a very old and yet new way to stitch. You'll have fun punching a cute ornament/pin while learning this technique. Join in the fun! Supplies provided - pattern, fabric and fibers.

Supplies needed - scissors, 5" hoop and a 3 strand punch needle.

Hardanger classes resume in the fall.

New Books continued from front page

- **Blackbird Designs** has released the 1st of the '09 Loose Feather series - called Simple Things, which includes a bonus pin cushion pattern. Remember to start your collection soon, they never stay in print for long. This popular duo has both the cross stitchers and quilters anxiously waiting for each pattern to be released!!
- **Stoney Creek** was busy and released 5 new leaflets, Contemporary Expressions, Holly Table Setting, Happy Heart Cats, Christmas Snowman, and Jingle Bell Snowman.
- Alphabet Rhyme and Bee Sampler are in from **Little House Needleworks**.



New Products

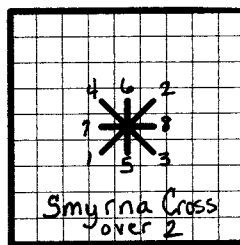
- Paula at **Kelmescott Designs** has come up with yet another adorable scissor - this time its an **owl**, with a very short blade but feels very nice in the hand.
- Also, from **Puffin & Co.** a cute **heart needle nanny** - of course with a super strong magnet to park your needles. With all of the great alternatives for parking your needles how could you ever just stick it in your fabric!
- **Tokens & Trifles** has 4 new shapes in their **Trinket** collection, a **hornbook**, **Simple Cross**, **Fancy Cross** & **Christmas Ball**.
- Just arrived - an **essential accessory case** for all your little stuff - it even has a hidden magnetic interior to keep your scissors etc. in place! Six wonderful colors to choose from.



Bird & Flower


Color Code

Symbol	Thread
○	Sampler Threads
▷	Carmel Corn - Gold
	Carmel Corn
	(Smyrna cross)
×	Chamomile - Olive
●	Old Purple Paint - Purple
No symbol	Toasted Barley - Taupe
◆	Weathered Barn - Rose
■	Wrought Iron - Dk blue



Stitch Count: 40 x 42
Design Area: 2.5" x 2.6"

**Model stitched on 32 ct
 Cream Sienna linen,
 using 1 strand of floss
 unless otherwise indicated**



Chessie & Me © 2009 LSL

This chart may be reproduced and distributed for promotional purposes but may not be sold.


INSTRUCTIONS FOR "Bird & Flower"

Design is cross-stitched using 1 strand floss over 2 linen threads, unless otherwise indicated

1. Fill in sections of tulip with rows of satin stitch using 2 strands (Carmel Corn).
2. Smyrna cross the eye, beak and feet using 1 strand (Carmel Corn).
3. Solid line around outer edge is backstitched using 2 strands (Toasted Barley).

Needlepoint Trunk Show

Painted Pony



A collection of just her small angel ornaments are here until the end of May.

We'll mail it to you



If it's not convenient to stop in and you need a special something

Call us at
 (952) 474-1700
 or fax 474-1618
 and we'll send it out!
 TOLL FREE:
 1-888-232-9403

Needlepoint Trunk Show:


A Collection of Designs

20% off • JULY 1-31

Canvas Trunk Show:

Rebecca Woods

20% off • SEPT 3-22



Friday Night STITCH-IN

\$10 per Friday evening • 6:00 to Midnight
 MAY 29 • JUNE 19 • JULY 24 • AUGUST 28

Bring your project(s) for an evening of stitching and gabbing! Light snacks and beverages will be provided. Sign up is required - only ten people may register, so hurry! A great stress reliever after a busy week. Laughter is guaranteed.




SIP AND STITCH-AWAY

Every 2nd Saturday

June 13 • July 11 • August 8


Make it a great start for your day EVERY 2nd SATURDAY, 9:30 AM to NOON. Bring your projects and join 'the Debs' for morning refreshments and some stitching. We'll open the shop a little early just for you! We'd love to have you join us. (\$10 per Saturday)

Miniature Knotwork Design TRUNK SHOW



May 20
thru July 1

A really spectacular trunk show that you won't want to miss from
Teresa Layman.



Stitch Count: 62 W x 60 H

Approximate Design Size: 4 1/2 x 4 1/4 inches

Model is stitched over two threads on 28 ct. Country French Cashmere linen, courtesy of Wichelt Imports, LTD. Use two strands of Sampler Threads, and one strand of Wildflowers. When using over-dyed floss, complete each cross-stitch individually.

Symbol	Sampler Threads	Wildflowers	Anchor	DMC
>	Butternut Squash		301	744
■	Black Crow		403	310
W	Pumpkin Patch		1047	402
M	Gingersnap		1007	3858
O	Bayberry		244	987
+		Fiesta	*	*

Don't Bug Me

*There is no substitute in Anchor or DMC. Backstitch antennae with one strand of Black Crow. Backstitch the bottom of each body with one strand of Gingersnap.

Visit me at my Web Site: <http://members.papadocs.com/valsstuff/>

Handout design courtesy of Val's Stuff.

This design may be reproduced for use as a handout or for classes. It may NOT be sold. © 2006 VAL'S STUFF

PROJECT COUPON



25% off July 20-26

One week only!

Good for a kit
OR pattern, fabric
and fibers for a
complete project.
**Must present
coupon.**

Reminder:
no punches on sale
merchandise.




Needlepoints...

by Deb Sieber

Wow! Spring is here and that means summer can't be far behind. In keeping with the season, we have been doing some authentic "Spring Cleaning" at the shop. If you haven't visited our Needlepoint/Class room recently, I hope that you will make a point of it on your next visit.

We spent many hours thinking of ways to best use our little space. So many people use the room: needlepoint stitchers, clinic attendees, counted cross-stitchers looking for bargains, and of course anyone else who needs a book, light, or stand. We wanted to give each of you as much room to spread out as we possibly could, and I think we did a great job!

We streamlined the space that houses our lamps and magnifiers so that you could see and compare them



all together. We brought in new storage for our discontinued threads and made better use of our book shelf. We took out one table and took advantage of vertical space. Though we removed one table and added three

storage units, for some reason it feels roomier! We found a better way to house the already cut pieces of canvas and opened up even more floor space.

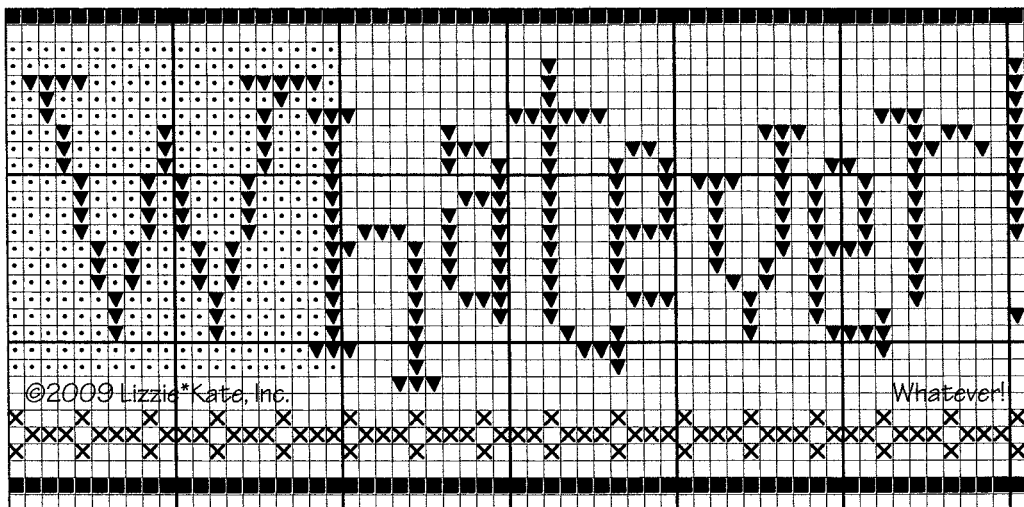
All in all, we have gotten a lot of

positive feedback. We love it when a little project like "Spring Cleaning" helps out so many of us!

P.S. If you have not tried Vineyard Silk's Merino Wool, find a reason to!!! For all of the reasons that VS silk is one of my favorite threads, I love Merino Wool too! Advertised for 13M canvas, their comments say it can be used on 18M also. It worked beautifully on my 13M canvas—a black background that "plumped up" perfectly. I love it!

Also, Planet Earth Silk, Silk & Ivory, Trio, Bella Lusso, and GAST Simply Wool have all added new colors—with many much-needed color fill-ins for their lines. And we have added ThreadworX's over-dyed wool (replacing NN French Wool). The base is Bella Lusso Merino so it is so soft and stitches up beautifully. Every season it seems that we try to offer new and better threads, and I really enjoy the benefits of that! It makes working at Stitchville even more fun!

TIP ALERT: Do Not Iron if... you're experiencing bleeding thread dye. If you've removed a piece of needlework from the cold water wash and found that one of the colors bled, simply leave the needlework in cold water, changing the water occasionally until the dye comes out. This may take several days but it will come out. Otherwise, ironing would only set the stain.



©2009 Lizzie*Kate, Inc.

Whatever!

WHATEVER!

Choose your favorite fabric
Stitch Count: 61 W x 29 H

Symbol	Weeks Dye Works	DMC	Anchor
X	begonia	309	42
■	blue topaz	807	168
●	citronella	472	253
▼	purple majesty	3837	100

Attach JABC flower button #2222T at bottom of exclamation point, or stitch as graphed.

Lizzie*Kate®

Lizzie*Kate, Inc. / 2901 Oriole / Wichita, KS 67204

This chart may be reproduced and distributed for promotional purposes but may not be sold.

ADDRESS CORRECTION REQUESTED

FREE CHART



While Supplies Last

LOOK... it's the **Stitchville** **SUPER SUMMER SALE**

We're clearing out the old to get ready for the new stuff coming soon from the Needlework Market!

Thur - Fri - Sat • July 16 - 17 - 18

20% OFF of ALL our In-Stock Ready-Made Frames, Afghans and Hand Painted Canvases.

Reminder: no key tag punches on sale merchandise



STITCHVILLE HOURS: MON. - FRI. 10AM - 8PM • SAT. 10AM - 5PM • SUN. NOON - 5PM